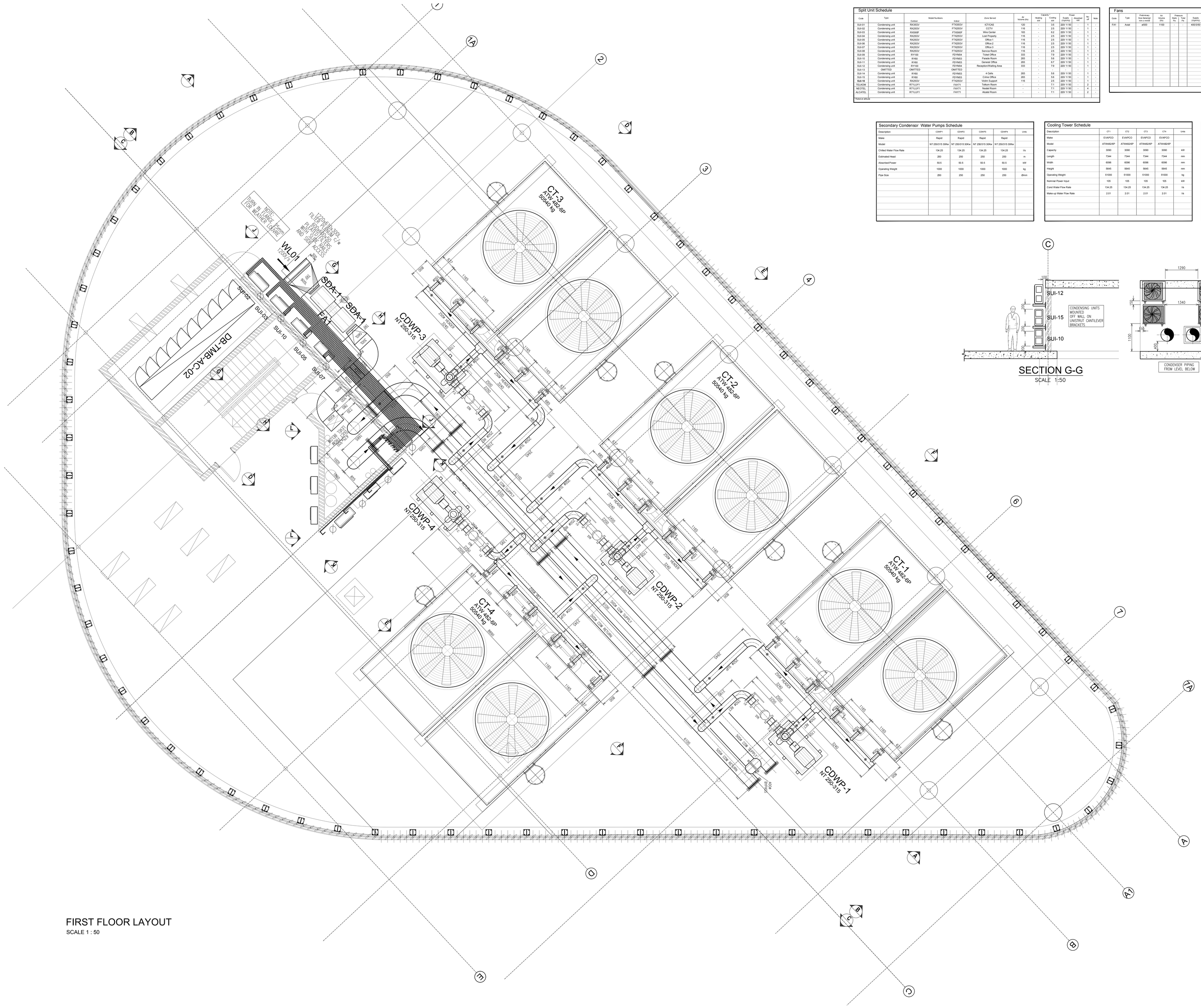

FIRST FLOOR LAYOUT
SCALE 1 : 50

Split Unit Schedule

Code	Type	Model Numbers: Outdoor	Model Numbers: Indoor	Zone Served	Air Volume (l/s)	Capacity: Heating (kW)	Capacity: Cooling (kW)	Power: Supply (V/ph/Hz)	Power: Breaker (kW)	No. of units	Note
SUI-01	Condensing unit	RK350V	FTX50V	ICT/CAS	120	-	3.5	220 V 1/ 50	-	1	-
SUI-02	Condensing unit	RK250V	FTX25V	CCTV	116	-	2.5	220 V 1/ 50	-	1	-
SUI-03	Condensing unit	RX580F	FTX60F	Wire Carrier	183	-	6.2	220 V 1/ 50	-	1	-
SUI-04	Condensing unit	RK250V	FTX25V	Lost Property	116	-	2.5	220 V 1/ 50	-	1	-
SUI-05	Condensing unit	RK250V	FTX25V	Office 1	116	-	2.5	220 V 1/ 50	-	1	-
SUI-06	Condensing unit	RK250V	FTX25V	Office 2	116	-	2.5	220 V 1/ 50	-	1	-
SUI-07	Condensing unit	RK250V	FTX25V	Office 3	116	-	2.5	220 V 1/ 50	-	1	-
SUI-08	Condensing unit	RK250V	FTX25V	Conference Room	116	-	2.5	220 V 1/ 50	-	1	-
SUI-09	Condensing unit	RY80	FDYM32	Ticket Office	333	-	7.9	220 V 1/ 50	-	1	-
SUI-10	Condensing unit	RY60	FDYM23	Parade Room	283	-	5.6	220 V 1/ 50	-	1	-
SUI-11	Condensing unit	RY60	FDYM23	General Office	283	-	5.6	220 V 1/ 50	-	1	-
SUI-12	Condensing unit	RY100	FDYM64	Reception/Waiting Area	333	-	7.9	220 V 1/ 50	-	1	-
SUI-13	OMITTED	OMITTED	OMITTED	-	-	-	-	-	-	-	-
SUI-14	Condensing unit	RY60	FDYM23	4 Cells	283	-	5.6	220 V 1/ 50	-	1	-
SUI-15	Condensing unit	RY60	FDYM23	Crime Office	283	-	5.6	220 V 1/ 50	-	1	-
SUI-16	Condensing unit	RK250V	FTX25V	Victim Support	116	-	2.5	220 V 1/ 50	-	1	-
TELKOM	Condensing unit	R71LUY1	FAY71	Telkom Room	-	-	7.1	220 V 1/ 50	-	3	-
NECTEL	Condensing unit	R71LUY1	FAY71	Nextel Room	-	-	7.1	220 V 1/ 50	-	4	-
ALCATEL	Condensing unit	R71LUY1	FAY71	Alcatel Room	-	-	7.1	220 V 1/ 50	-	2	-

Repeat at attitude

Fans

Code	Type	Preliminary Selection (see a.bwt)*	Air Volume (l/s)	Pressure Static Pa	Pressure Total Pa	Power Supply (V/ph/Hz)	Power Breaker (kW)	Motor (kW)	Variable Speed Motor	No. of units	Note
FA1	Axial	ø500	1100	-	-	400/3/50	-	-	No	1	-

Sound Attenuators

Code	Type	Nominal Size (measured length)	Air Volume (l/s)	Pressure Drop (Pa)	No. of units
SDA-1	Pod	1.5x500	-	20	2

Secondary Condensor Water Pumps Schedule

Description	CDWP1	CDWP2	CDWP3	CDWP4	Units
Make	Rapid	Rapid	Rapid	Rapid	
Model	NT 250/315.30Kw	NT 250/315.30Kw	NT 250/315.30Kw	NT 250/315.30Kw	
Chilled Water Flow Rate	134.25	134.25	134.25	134.25	l/s
Estimated Head	250	250	250	250	m
Absorbed Power	50.5	50.5	50.5	50.5	kW
Operating Weight	1000	1000	1000	1000	kg
Pipe Size	250	250	250	250	ø̄mm

Cooling Tower Schedule

Description	CT1	CT2	CT3	CT4	Units
Make	EVAPCO	EVAPCO	EVAPCO	EVAPCO	
Model	ATWM82BP	ATWM82BP	ATWM82BP	ATWM82BP	
Capacity	3090	3090	3090	3090	kW
Length	7344	7344	7344	7344	mm
Width	6096	6096	6096	6096	mm
Height	5845	5845	5845	5845	mm
Operating Weight	51000	51000	51000	51000	kg
Nominal Power Input	105	105	105	105	kW
Cond Water Flow Rate	134.25	134.25	134.25	134.25	l/s
Make-up Water Flow Rate	2.01	2.01	2.01	2.01	l/s

Louvre Schedule

Code	Type	Nominal Size Size Range	Air Volume (l/s)	Pressure Drop (Pa)	No. of units
WL-01	Weather Louvre	1200x610	1200	-	1

SECTION G-G
SCALE 1:50

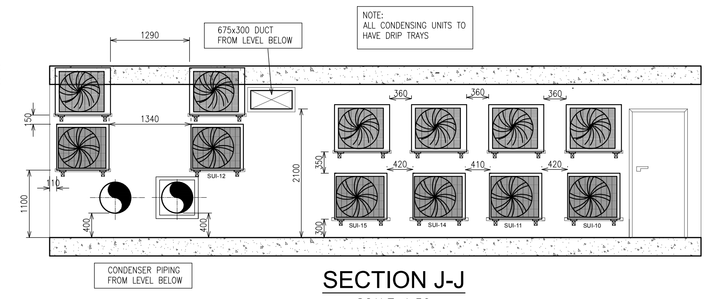

SECTION J-J
SCALE 1:50

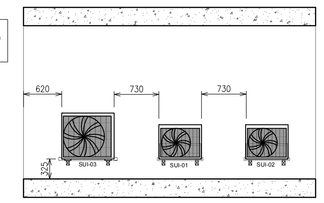

SECTION K-K
SCALE 1:50

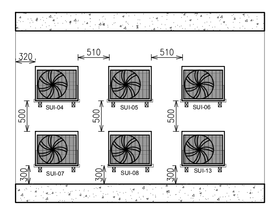

SECTION L-L
SCALE 1:50